



WULING
Drive For A Better Life

ALMAZ *EV*
DRIVE UNLIMITED WAY

REDEFINE THE CAR



WISE
WULING INTERCONNECTED SMART ECOSYSTEM



WULING ONLINE
SMART SHOWROOM

ADVANCED DRIVER ASSISTANCE SYSTEM

SMART SAFETY ALL THE WAY



ADAS (Advanced Driver Assistance System)

Teknologi ADAS membantu Anda menjadi pengemudi yang lebih baik. Almaz RS mampu mengindra kondisi jalan setiap saat dengan sensor berupa *millimeter wave radar* dan kamera resolusi tinggi. ADAS membantu pengemudi melihat lebih jelas, mendengar lebih seksama, menilai situasi lebih sigap, dan merespon dengan lebih aman.



ADAPTIVE CRUISE

ACC : Adaptive Cruise Control
BCA : Bend Cruise Assistance
TJA : Traffic Jam Assistance
ICA : Intelligent Cruise Assistance



LANE RECOGNITION

LDW : Lane Departure Warning
LKA : Lane Keeping Assistance



SAFE DISTANCE & BRAKING ASSISTANCE

SDW : Safe Distance Warning
FCW : Forward Collision Warning
AEB : Automatic Emergency Braking
IHBA : Intelligent Hydraulic Braking Assistance
CMS : Collision Mitigation System



AUTOMATIC LIGHT

IHMA : Intelligent Head Beam Assistance



SPECIFICATION

ALMAZ
GOV UNLIMITED MAX

1.5T EX

1.5T Pro

DIMENSION	1.5T EX	1.5T Pro
Length x Width x Height (mm)	4,655 x 1,835 x 1,760	
Wheelbase (mm)	2,750	
Front / rear tread (mm)	1,554 / 1,549	
Passenger capacity	5 or 7	7
POWERTRAIN		
Engine	1,451 cc, 4 cylinders, in-line, DOHC, DVVT, with Turbocharger	
Max. power / Max. torque	140 hp @ 5,200 rpm / 250 Nm @ 1,600 - 3,600 rpm	
Transmission	CVT	
CHASSIS		
Steering type	Rack & pinion with Electric Power Steering (EPS)	
Suspension (Front / Rear)	McPherson strut / Multi-link, independent	
New design sporty wheel	215/60 RT7	
Brakes (Front / Rear)	Disc / Disc	
Wuling Interconnected Smart Ecosystem (WISE)		
Internet of Vehicle		
Vehicle Remote Control, Positioning and Geo-fencing	•	•
Bluetooth Key	•	•
Wuling Indonesian Command (WIND)	•	•
Online Navigation	•	•
Online Music	•	•
Online Messaging	•	•
Advanced Driver Assistance System (ADAS)		
Adaptive Cruise Control (ACC)	•	•
Bend Cruise Assistance (BCA)	•	•
Safe Distance Warning (SDW)	•	•
Forward Collision Warning (FCW)	•	•
Automatic Emergency Braking (AEB)	•	•
Intelligent Hydraulic Braking Assistance (IHBA)	•	•
Collision Mitigation System (CMS)	•	•
Traffic Jam Assistance (TJA)	-	•
Intelligent Cruise Assistance (ICA)	-	•
Lane Departure Warning (LDW)	-	•
Lane Keeping Assistance (LKA)	-	•
Intelligent Head Beam Assistance (IHMA)	-	•
SAFETY AND SECURITY		
Electronic Stability Control (ESC) and Traction Control System (TCS)	•	•
Antilock Braking System (ABS) and Electronic Brakeforce Distribution (EBD)	•	•
Emergency Stop Signal (ESS)	•	•
Hill Hold Control (HHC)	•	•
SRS airbags (front & side)	•	•
Tire Pressure Monitoring System (TPMS)	•	•
Seatbelt reminder (1st row)	•	•
ISOFIX and child-proof door lock	•	•
Front & rear parking sensors	•	•
Immobilizer, anti-theft alarm	•	•



PRISTINE WHITE + BLACK



DAZZLING SILVER + BLACK



AURORA SILVER + BLACK



CARNELIAN RED + BLACK



STARRY BLACK

For more information please contact :



Untuk peningkatan mutu dan penyesuaian dengan perkembangan teknologi, PT SCMW Sales Indonesia sewaktu-waktu dapat mengubah spesifikasi, perlengkapan standar, atau data lain dalam materi promosi. PT SCMW Sales Indonesia reserves the right to alter any specification and equipment details within this promotion material without prior notice.

Setiap gambar, ilustrasi dan spesifikasi di dalam materi promosi ini tidak menampilkan detail setiap model secara lengkap dan mungkin berbeda dengan produk sesungguhnya. Each image, illustration, and specification within this promotion material does not display the details of each model completely and may differ from the actual product.



<https://wuling.id/>

Download aplikasi My WULING+ di sini



WULING CUSTOMER ASSISTANCE
0800-100-5050

EMERGENCY 24 HOURS ASSISTANCE
• Battery Jump Start • Towing Service • Fuel Delivery

3 DAYS MAX
WARRANTY

4 YEARS / 50,000 Km
FREE LABOR FEE
SCHEDULED MAINTENANCE

3 YEARS
/ 100,000 Km
WARRANTY

5 YEARS / 1,000,000 Km
ENGINE & TRANSMISSION
KEY COMPONENTS

*Terms & conditions apply

www.wuling.id | Wuling Motors Indonesia | @WulingMotorsID | @wulingmotorsid | @wulingmotorsid

DYNAMIC DESIGN

New Logo New Style

Inilah debut Wuling Silver Global Logo di Indonesia. Tampilan eksterior yang *sporty*, grille bernuansa futuristik, serta lampu dengan konsep desain *flowing water* menonjolkan sisi dinamis Almaz RS.



Integrated Future Eyes LED



Dynamic Tail Design



Futuristic Grille Design

COMFORTABLE INTERIOR

Ruang lebih dan kenyamanan lebih. Membuat setiap perjalanan selalu berkesan.



Bluetooth Key



360° Camera



Engine Start/Stop



Wireless Charger



WISE
WULING INTERCONNECTED SMART ECOSYSTEM

UNLIMITED CONNECTION

ALWAYS STANDBY FOR YOU



Edge Connect



Online Music



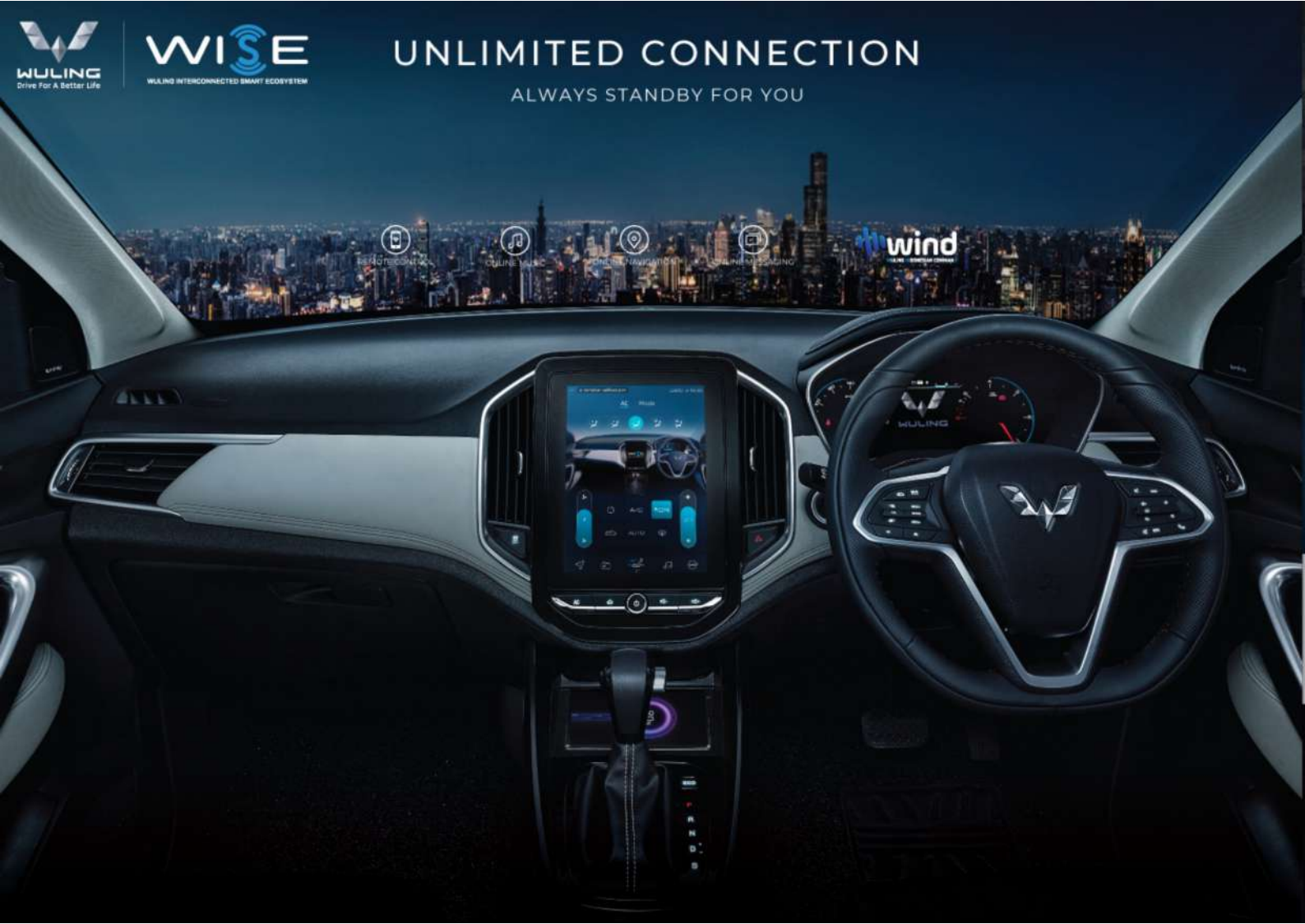
Smart Navigation



Smart Parking



Wind



REMOTE CONTROL

EVERYTHING IS UNDER CONTROL



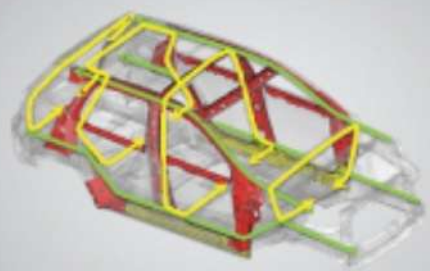
POWERFUL POWERTRAIN

Mesin berkapasitas **1.5 L** dengan *turbocharger* menghasilkan torsi maksimum **250 Nm** pada **1,600-3,600 rpm**. Teknologi *Continuously Variable Transmission (CVT)* dengan mode simulasi manual 8 percepatan menawarkan perpindahan rasio yang halus dan responsif.



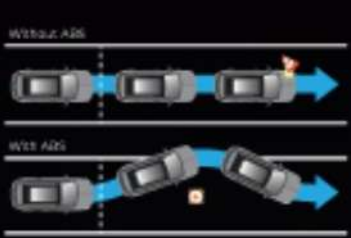
SAFETY GUARDING

High standard protection for your safety

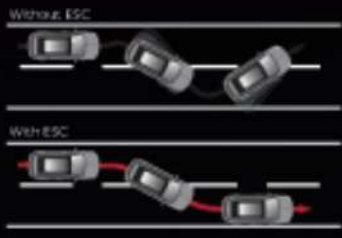


High-strength steel structure

Front and Side Airbags



Anti-lock Braking System (ABS)



BOSCH Latest Electronic Stability Control (ESC)



Hill Hold Control (HHC)



Emergency Stop Signal (ESS)

Kendaraan tidak mundur ketika pedal rem dilepas

Kendaraan mundur sebelum bergerak ke depan

Rapidly flashing hazard warning light